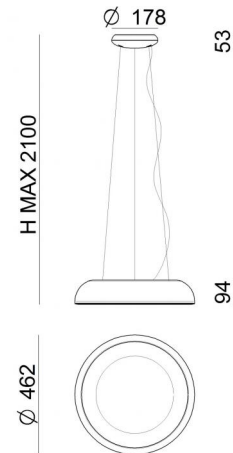




Reflexio



Colgantes | 220-240 V
70 topLED 31 W DC - 35 W AC | CRI 90
8537



Datos técnicos	
Año de realización	2018
Tipo	Superficie
Posición de instalación	Techo
Ambiente de instalación	Interiores
Fuente de luz	LED
Circuit structure	topLED
Óptica	Difusa
Light emission direction	downward
Potencia nominal	31 W DC
Poder total	35 W
Flujo luminoso (fuente)	3430 lm
Voltage	220 - 240 V AC
Frequency	50 - 60 Hz
CCT / Tone	3000 K
Índice de rendimientos cromático	90 Ra
C.C. / C.V.	AC
Clase de aislamiento	1
IP	IP20
Test del hilo incandescente	850°
Montaje directo sobre superficies normalmente inflamables	Sí
CE	Sí
Driver incluido.	driver
Artículo regulable	Phase cut
Orientabilidad	No
Basculación	No
Practicabilidad	No
Transitabilidad	No
Cable incluido.	Sí
Largo del cable	2 m
Resinado	No
Tipología de emisión luminosa	Una emisión
Peso neto	4.345 Kg
Protección descargas electrostáticas	No
Protección contra sobretensiones	No

Acabado cuerpo

Material	metal - metal
Color	Blanco - Negro
Elaboración	Pintura - Pintura

Acabado difusor

Material	PC
Color	opalino

Acabado montura

Material	metal
Color	Blanco
Elaboración	Pintura

Cables Colgantes

Longitud máxima de	2000 mm
--------------------	---------



Colgantes | 220-240 V | 70 topLED 31 W DC - 35 W AC | CRI 90
8537

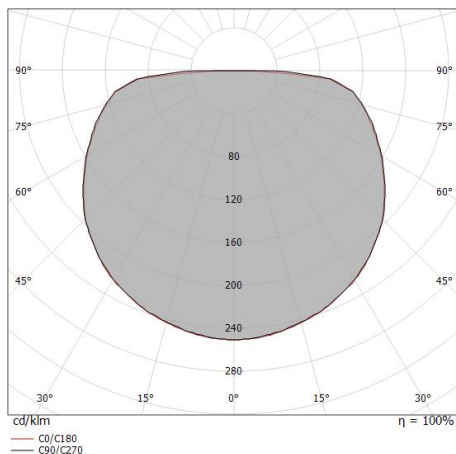
Single emission pendant luminaires for indoor application. The warm white LED light source with a diffused light distribution is composed of 70 topped LEDs with CCT of 3000 K and a CRI 90; the source luminous flux is 3430 lm, with a 110.6 lm/W nominal luminous efficacy.

The device body is made of metal and features a white finish, processed by means of coating. The device body is made of metal and features a black finish, processed by means of coating; the diffuser is made of PC; the mounting frame is made of metal, with a white finish, processed by means of coating. The ingress protection degree is IP20; the total weight is of 4.345 kg.

The total absorbed power is 35 W. The power supply cable is included and features a 2 m length.

The device features protection class I and can be ceiling-mounted.

Compliant with the EN 60598-1 standard and its specific provisions.



Distance [m]	Cone diameter [m]	illuminance [lx]
0.5	3.58 3.51	E(0°) 1384 E(C90) 13 E(C0) 14
1.0	7.16 7.02	E(0°) 346 E(C90) 3 E(C0) 4
1.5	10.74 10.53	E(0°) 154 E(C90) 1 E(C0) 2
2.0	14.33 14.04	E(0°) 86 E(C90) 1 E(C0) 1
2.5	17.91 17.55	E(0°) 55 E(C90) 1 E(C0) 1
3.0	21.49 21.06	E(0°) 38 E(C90) 0 E(C0) 0

— C0/C180 (Half-peak divergence: 148.2°)
— C90/C270 (Half-peak divergence: 148.8°)

Clase de eficiencia energética

Este producto contiene 2 fuentes de luz de clase de eficiencia energética F.

Características Luminotécnicas

Light Output Ratio (LOR)	40 %
Flujo luminoso (fuente)	3430 lm
Flujo luminoso de luminaria	1380 lm
Consumption	35 W
Rendimiento luminoso de las luminarias	39 lm/W
Temperatura de color	3000 K
Standard Deviation of Colour Matching	3 Step MacAdam
Índice de rendimientos cromático	90 Ra
Temperatura de unión (luminaria)	80

Temperatura estándar del ambiente de servicio	25°C
---	------

LED Life / Failure Ratio

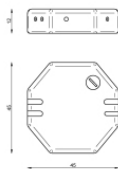
L80 B20 C0 80000h

UGR

UGR axial	24.6
UGR transversal	24.5
X=4H Y=8H	S=0.25H
Reflection factor	70/50/20

OPTICAL

Óptica C0/C180	148°
Light distribution simmetry	Symmetrical



Dimmer
220-240V

Code
KIT0026



Dimmer
Radio-frequenza, 85-240V

Code
KIT0080