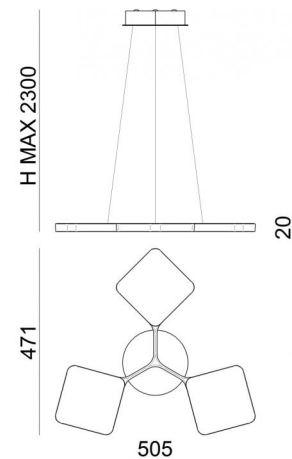
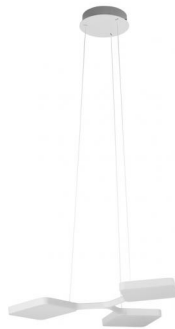



# Quad\_P3



Colgantes | 220-240 V  
54 topLED 38 W DC - 42 W AC | CRI 90  
8116



Datos técnicos	
Designer	Pio e Tito Toso
Año de realización	2018
Tipo	Superficie
Posición de instalación	Techo
Ambiente de instalación	Interiores
Fuente de luz	LED
Poder total	42 W
Flujo luminoso (fuente)	4019 lm
Voltage	220 - 240 V AC
Frequency	60 - 50 Hz
CCT / Tone	3000 K
Índice de rendimientos cromático	90 Ra
C.C. / C.V.	AC
Clase de aislamiento	1
IP	IP20
IP vano óptico	IP40
Test del hilo incandescente	850°
Montaje directo sobre superficies normalmente inflamables	Sí
CE	Sí
Driver incluido.	driver
Artículo regulable	Phase cut
Orientabilidad	No
Basculación	No
Practicabilidad	No
Transitabilidad	No
Cable incluido.	Sí
Largo del cable	6.9 m
Resinado	No
Tipología de emisión luminosa	Una emisión
Peso neto	2.5 Kg
Protección descargas electrostáticas	No
Protección contra sobretensiones	No

## Acabado cuerpo

Material	aluminio
Color	relieve blanco RAL 9003
Elaboración	Pintura

## Acabado difusor

Material	PC
Color	transparente

## Acabado montura

Material	metal
Color	relieve blanco RAL 9003
Elaboración	Pintura



Colgantes | 220-240 V | 54 topLED 38 W DC - 42 W AC | CRI 90  
8116

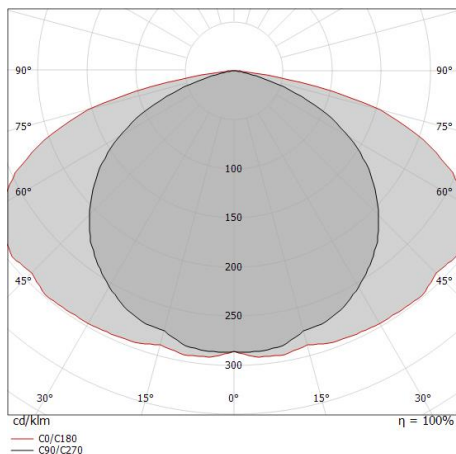
Single emission pendant luminaires for indoor application. The warm white LED light source with a diffused light distribution is composed of 54 topped LEDs with CCT of 3000 K and a CRI 90; the source luminous flux is 4019 lm, with a 105.8 lm/W nominal luminous efficacy.

The device body is made of aluminium and features a embossed white ral 9003 finish, processed by means of coating; the diffuser is made of PC; the mounting frame is made of metal, with a embossed white ral 9003 finish, processed by means of coating. The ingress protection degree is IP20; the total weight is of 2.5 kg.

The total absorbed power is 42 W. The power supply cable is included and features a 6.9 m length.

The device features protection class I and can be ceiling-mounted.

Compliant with the EN 60598-1 standard and its specific provisions.



Distance [m]	Cone diameter [m]	illuminance [lx]	E(0°)	E(C90)	E(C0)
0.5	1.64 3.78	3866 275 34	58.6°	75.2°	
1.0	3.28 7.57	967 69 8	58.6°	75.2°	
1.5	4.91 11.35	430 31 4	58.6°	75.2°	
2.0	6.55 15.14	242 17 2	58.6°	75.2°	
2.5	8.19 18.92	155 11 1	58.6°	75.2°	
3.0	9.83 22.71	107 8 1	58.6°	75.2°	

Distance [m]      Cone diameter [m]      illuminance [lx]

— C0/C180 (Half-peak divergence: 150.4°)  
— C90/C270 (Half-peak divergence: 117.2°)

### Clase de eficiencia energética

Este producto contiene 3 fuentes de luz de clase de eficiencia energética F.

### Características Luminotécnicas

Light Output Ratio (LOR)	83 %
Flujo luminoso (fuente)	4019 lm
Flujo luminoso de luminaria	3375 lm
Consumption	42 W
Rendimiento luminoso de las luminarias	80 lm/W
Temperatura de color	3000 K
Standard Deviation of Colour Matching	3 Step MacAdam
Índice de rendimientos cromático	90 Ra
Temperatura de unión (luminaria)	80

Temperatura estándar del ambiente de servicio 25°C

### LED Life / Failure Ratio

L80 B20 C0 80000h

### UGR

UGR axial	11.8
UGR transversal	17.4
X=4H   Y=8H	S=0.25H
Reflection factor	70/50/20

### OPTICAL

Óptica C90/C270	117°
Óptica C0/C180	150°
Light distribution simmetry	Symmetrical 2 assis



Quad\_P3 | Pendant Luminaires | Accessories  
8116



Dimmer  
220-240V

**Code**  
KIT0026



Dimmer  
Radio-frequenza, 85-240V

**Code**  
KIT0080