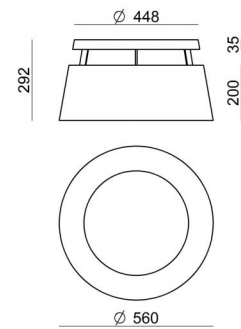




Plafón | 220-240 V
70 topLED 31 W DC - 36 W AC | CRI 90
8081



Datos técnicos	
Designer	Pio e Tito Toso
Año de realización	2016
Tipo	Superficie
Posición de instalación	Techo
Ambiente de instalación	Interiores
Fuente de luz	LED
Óptica	General Lighting
Light emission direction	downward and upward
Potencia	31 W
Flujo luminoso (fuente)	3431 lm
Frequency	60 - 50 Hz
CCT / Tone	3000 K
Índice de rendimientos cromático	90 Ra
C.C. / C.V.	AC
Clase de aislamiento	1
IP	IP20
Test del hilo incandescente	650°
Montaje directo sobre superficies normalmente inflamables	Sí
CE	Sí
Driver incluido.	driver
Artículo regulable	DALI - PUSH DIM
Orientabilidad	No
Basculación	No
Practicabilidad	No
Transitabilidad	No
Cable incluido.	No
Resinado	No
Tipología de emisión luminosa	Dos emisiones
Peso neto	8.23 Kg
Protección descargas electrostáticas	No
Protección contra sobretensiones	No

Acabado cuerpo	
Material	PU
Color	blanco
Acabado difusor	
Material	PMMA
Color	transparente
Acabado montura	
Material	metal
Color	relieve blanco RAL 9003
Elaboración	Pintura



Plafón | 220-240 V | 70 topLED 31 W DC - 36 W AC | CRI 90
8081

Double emission ceiling lights for indoor application. The warm white LED light source with a general lighting light distribution is composed of 70 topLEDs with CCT of 3000 K and a CRI 90; the source luminous flux is 3431 lm, with a 110.7 lm/W nominal luminous efficacy.

The device body is made of pu and features a white finish; the diffuser is made of pmma with a laser engravings treatment; the mounting frame is made of metal, with a embossed white ral 9003 finish, processed by means of coating. The ingress protection degree is IP20; the total weight is of 8.23 kg.

The total absorbed power is 36 W.

The device features protection class I and can be ceiling-mounted.

Compliant with the EN 60598-1 standard and its specific provisions.

Clase de eficiencia energética

Este producto contiene 2 fuentes de luz de clase de eficiencia energética F.

Características Luminotécnicas

Light Output Ratio (LOR)	63 %
Flujo luminoso (fuente)	3431 lm
Flujo luminoso de luminaria	2165 lm
Consumption	36 W
Rendimiento luminoso de las luminarias	60 lm/W
Temperatura de color	3000 K
Standard Deviation of Colour Matching	3 Step MacAdam
Índice de rendimientos cromático	90 Ra
Temperatura de unión (luminaria)	80
Temperatura estándar del ambiente de servicio	25

LED Life / Failure Ratio

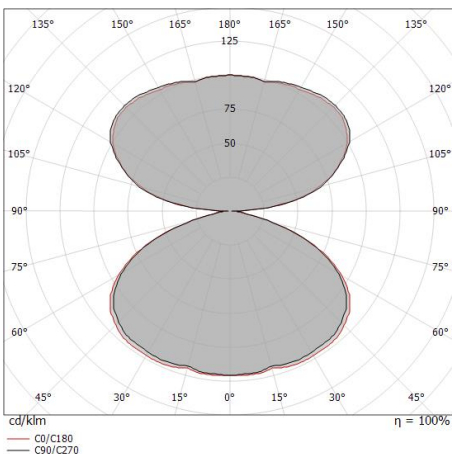
L80 B20 C0 80000h

UGR

UGR axial	12.7
UGR transversal	12.7
X=4H Y=8H	S=0.25H
Reflection factor	70/50/20

OPTICAL


Light distribution symmetry	Symmetrical
Óptica C0/C180	138°



Distance [m]	Cone diameter [m]	Beam diameter [m]	Beam diameter [m]	E(0°)	E(C90)	E(C0)	illuminance [lx]
0.5	2.61	2.63	2.63	1048	24	24	24
1.0	5.21	5.27	5.27	262	6	6	6
1.5	7.82	7.90	7.90	116	3	3	3
2.0	10.42	10.53	10.53	66	2	1	1
2.5	13.03	13.16	13.16	42	1	1	1
3.0	15.63	15.80	15.80	29	1	1	1

Distance [m] Cone diameter [m] illuminance [lx]

— C0/C180 (Half-peak divergence: 138.4°)
— C90/C270 (Half-peak divergence: 138.0°)



Dimmer
Bluetooth, 220-240V

Code
KIT0079