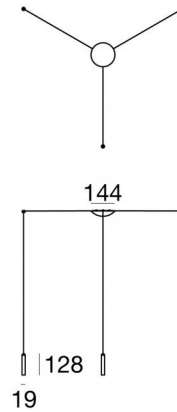




Pendelleuchte | 220-240 V  
3 topLED 7 W DC - 7 W AC | CRI 90  
**8641**



Technische Daten	
Designer	Davide Oppizzi
Jahr der Verwirklichung	2018
Typ	Oberfläche
Installationsposition	Decke
Installationsumgebung	Indoor
Lichtquelle	LED
Gesamtleistung	7 W
Lichtstrom (Lichtquelle)	540 lm
Voltage	220 - 240 V AC
Frequency	60 - 50 Hz
Ähnlichste Farbtemperatur / Tone	3000 K
Farbwiedergabeindex	90 Ra
Gleichstrom/Gleichspannung	AC
Isolierklasse	2
IP	IP20
Glühdrahtprüfung	850°
Direkte Montage auf normal entflammaren Oberflächen	Ja
CE	Ja
Einschließlich Driver	Driver
Leuchte dimmbar	Phase cut
Schwenkbarkeit	Nein
Drehbarkeit	Nein
Begehbarkeit	Nein
Überrollbarkeit	Nein
Einschließlich Kabel	Ja
Kabellänge	3 m
Harzbeschichtung	Nein
Typ Lichtabstrahlung	Einflammig
Nettogewicht	1.175 Kg
Schutz vor elektrostatischen Entladungen	Nein
Schutz vor Stoßspannungen	Nein

Oberfläche Gehäuse	
Material	Aluminium
Farbe	Schwarz RAL 9005
Bearbeitungstyp	Lackierung
Oberfläche Diffusor	
Material	PC
Farbe	transparent
Oberfläche Fassung	
Material	Metall
Farbe	Schwarz RAL 9005
Bearbeitungstyp	Lackierung



Pendelleuchte | 220-240 V | 3 topLED 7 W DC - 7 W AC | CRI 90  
8641

Single emission pendant luminaires for indoor application. The warm white LED light source with a wide flood light distribution is composed of 3 topped LEDs with CCT of 3000 K and a CRI 90; the source luminous flux is 540 lm, with a 77.1 lm/W nominal luminous efficacy.

The device body is made of aluminium and features a embossed black ral 9005 finish, processed by means of coating; the diffuser is made of PC; the mounting frame is made of metal, with a embossed black ral 9005 finish, processed by means of coating. The ingress protection degree is IP20; the total weight is of 1.175 kg.

The total absorbed power is 7 W. The power supply cable is included and features a 3 m length.

The device features protection class II and can be ceiling-mounted.

Compliant with the EN 60598-1 standard and its specific provisions.

### Energieeffizienzklasse

Dieses Produkt enthält 3 Lichtquellen der Energieeffizienzklasse G.

### Illuminotechnical Eigenschaften

Light Output Ratio (LOR)	50 %
Lichtstrom (Lichtquelle)	540 lm
Leuchten Lichtstrom	270 lm
Consumption	7 W
Leuchten Lichtausbeute	38 lm/W
Farbtemperatur	3000 K
Standard Deviation of Colour Matching	3 Step MacAdam
Farbwiedergabeindex	90 Ra
Verbindungstemperatur (Leuchte)	80

Standardumgebungstemperatur 25°C

### LED Life / Failure Ratio

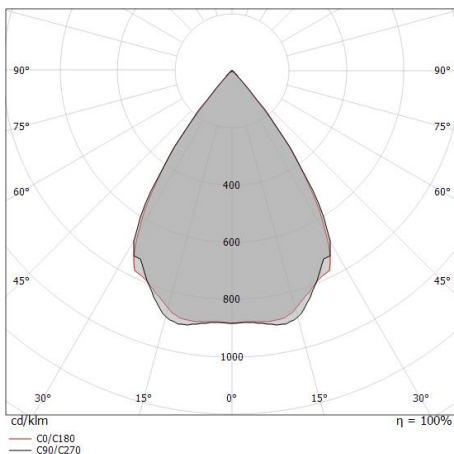
L70 B20 C0 72500h

### UGR

UGR axial	29.4
UGR transversal	29.4
X=4H   Y=8H	S=0.25H
Reflection factor	70/50/20

### OPTICAL

Optik C0/C180	69°
Light distribution simmetry	Symmetrical



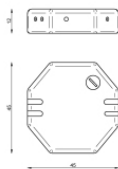
Distance [m]	Cone diameter [m]	Illuminance [lx]
0.5	0.70 0.69	E(0°) 953 E(C90) 34.9° 271 E(C0) 34.7° 268
1.0	1.40 1.38	E(0°) 238 E(C90) 34.9° 68 E(C0) 34.7° 67
1.5	2.09 2.08	E(0°) 106 E(C90) 34.9° 30 E(C0) 34.7° 30
2.0	2.79 2.77	E(0°) 60 E(C90) 34.9° 17 E(C0) 34.7° 17
2.5	3.49 3.46	E(0°) 38 E(C90) 34.9° 11 E(C0) 34.7° 11
3.0	4.19 4.15	E(0°) 26 E(C90) 34.9° 8 E(C0) 34.7° 7

Distance [m] Cone diameter [m] Illuminance [lx]

— C0/C180 (Half-peak divergence: 69.4°)  
— C90/C270 (Half-peak divergence: 69.8°)



8641



Dimmer  
220-240V

**Code**  
KIT0026



Dimmer  
Radio-frequenza, 85-240V

**Code**  
KIT0080