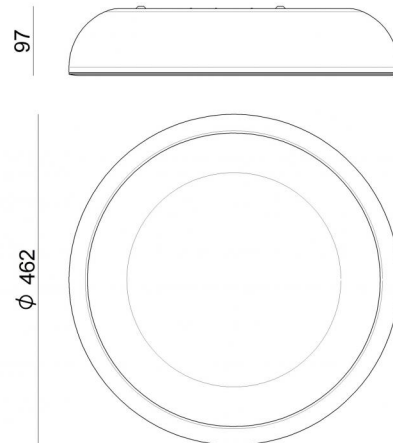




Ceiling Lights | 220-240 V
70 topLED 31 W DC - 35 W AC | CRI 90
8534



Technical data	
Construction year	2018
Type	Ceiling Lights
Installation position	Ceiling
Installation environment	Indoor
Light Source	LED
Circuit structure	topLED
Optics	Diffused
Light emission direction	downward
Nominal power	31 W DC
Total Power	35 W
Source lumens	3430 lm
Voltage	220 - 240 V AC
Frequency	50 - 60 Hz
CCT / Tone	3000 K
Colour rendering index	90 Ra
C.C. / C.V.	AC
Safety class	1
IP	IP40
Glow wire test	850°
Direct mounting on normally flammable surfaces	Yes
CE	Yes
Driver included	Driver
Dimmable article	Phase cut
Directional	No
Tilting	No
Walk-over	No
Drive-over	No
Cable included	No
Resin potting	No
Type of light emission	Single emission
Net weight	4.345 Kg
Electrostatic discharge protection	No
Surge protection	No

Finishing casing	
Material	metal - metal
Colour	White - brown
Processing	Coating - Coating

Finishing diffuser	
Material	PC
Colour	opaline

Finishing mounting frame	
Material	metal
Colour	White
Processing	Coating



Ceiling Lights | 220-240 V | 70 topLED 31 W DC - 35 W AC | CRI 90 | Base 8534

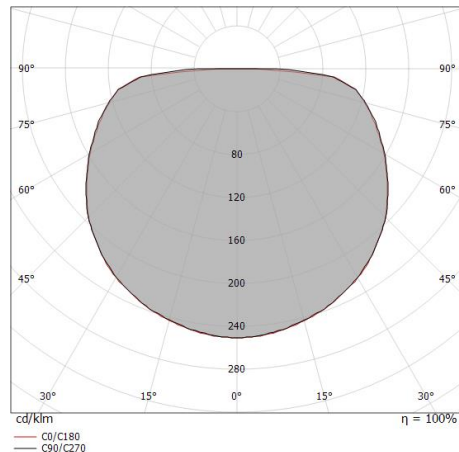
Single emission ceiling lights for indoor application. The warm white LED light source with a diffused light distribution is composed of 70 topLED LEDs with CCT of 3000 K and a CRI 90; the source luminous flux is 3430 lm, with a 110.6 lm/W nominal luminous efficacy.

The device body is made of metal and features a white finish, processed by means of coating. The device body is made of metal and features a brown finish, processed by means of coating; the diffuser is made of PC; the mounting frame is made of metal, with a white finish, processed by means of coating. The ingress protection degree is IP40; the total weight is of 4.345 kg.

The total absorbed power is 35 W.

The device features protection class I and can be ceiling-mounted.

Compliant with the EN 60598-1 standard and its specific provisions.



Distance [m]	Cone diameter [m]	illuminance [lx]
0.5	3.58 3.51	E(0°) 1384 E(C90) 74.4° 13 E(C0) 74.1° 14
1.0	7.16 7.02	E(0°) 346 E(C90) 74.4° 3 E(C0) 74.1° 4
1.5	10.74 10.53	E(0°) 154 E(C90) 74.4° 1 E(C0) 74.1° 2
2.0	14.33 14.04	E(0°) 86 E(C90) 74.4° 1 E(C0) 74.1° 1
2.5	17.91 17.55	E(0°) 55 E(C90) 74.4° 1 E(C0) 74.1° 1
3.0	21.49 21.06	E(0°) 38 E(C90) 74.4° 0 E(C0) 74.1° 0

Distance [m] Cone diameter [m] illuminance [lx]

— C0/C180 (Half-peak divergence: 148.2°)
— C90/C270 (Half-peak divergence: 148.8°)

Energy efficiency class

This product contains 2 light sources of energy efficiency class F.

Illuminotechnical Features

Light Output Ratio (LOR)	40 %
Source lumens	3430 lm
Delivered lumens	1380 lm
Consumption	35 W
Luminaire efficacy	39 lm/W
Colour temperature	3000 K
Standard Deviation of Colour Matching	3 Step MacAdam
Colour rendering index	90 Ra
Junction temperature (lighting fixture)	80

Standard Operating Ambient Temperature 25°C

LED Life / Failure Ratio

L80 B20 C0 80000h

UGR

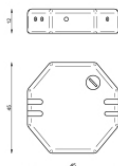
UGR axial	24.6
UGR transversal	24.5
X=4H Y=8H	S=0.25H
Reflection factor	70/50/20

OPTICAL

C0/C180 optics	148°
Light distribution simmetry	Symmetrical



8534



Dimmer
220-240V

Code
KIT0026



Dimmer
Radio-frequenza, 85-240V

Code
KIT0080