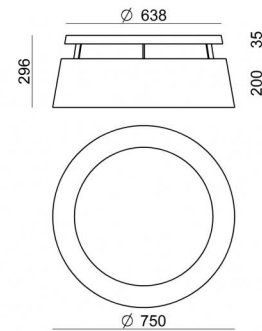
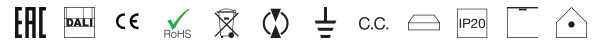




Ceiling Lights | 220-240 V
200 topLED 42 W DC - 50 W AC | CRI 90
8088



Technical data	
Designer	Pio e Tito Toso
Construction year	2016
Type	Surface
Installation position	Ceiling
Installation environment	Indoor
Light Source	LED
Circuit structure	topLED
Optics	Diffused
Light emission direction	downward and upward
Nominal power	42 W DC
Total Power	50 W
Source lumens	4778 lm
Voltage	220 - 240 V AC
Frequency	60 - 50 Hz
CCT / Tone	3000 K
Colour rendering index	90 Ra
C.C. / C.V.	AC
Safety class	1
IP	IP20
Glow wire test	650°
Direct mounting on normally flammable surfaces	Yes
CE	Yes
Driver included	Driver
Dimmable article	DALI - PUSH DIM
Directional	No
Tilting	No
Walk-over	No
Drive-over	No
Cable included	No
Resin potting	No
Type of light emission	Double emission
Net weight	12.2 Kg
Electrostatic discharge protection	No
Surge protection	No

Finishing casing

Material	PU
Colour	Azure/white

Finishing diffuser

Material	PMMA
Colour	transparent
Processing	Laser engravings

Finishing mounting frame

Material	metal
Colour	White
Processing	Coating



Ceiling Lights | 220-240 V | 200 topLED 42 W DC - 50 W AC | CRI 90 | Base 8088

Double emission ceiling lights for indoor application. The warm white LED light source with a diffused light distribution is composed of 200 topped LEDs with CCT of 3000 K and a CRI 90; the source luminous flux is 4778 lm, with a 113.8 lm/W nominal luminous efficacy.

The device body is made of pu and features a azure/white finish; the diffuser is made of pmma with a laser engravings treatment; the mounting frame is made of metal, with a white finish, processed by means of coating. The ingress protection degree is IP20; the total weight is of 12.2 kg.

The total absorbed power is 50 W.

The device features protection class I and can be ceiling-mounted.

Compliant with the EN 60598-1 standard and its specific provisions.

Energy efficiency class

This product contains 2 light sources of energy efficiency class F.

Illuminotechnical Features

Light Output Ratio (LOR)	68 %
Source lumens	4778 lm
Delivered lumens	3255 lm
Consumption	50 W
Luminaire efficacy	65 lm/W
Colour temperature	3000 K
Standard Deviation of Colour Matching	3 Step MacAdam
Colour rendering index	90 Ra
Junction temperature (lighting fixture)	80
Standard Operating Ambient Temperature	25°C

LED Life / Failure Ratio

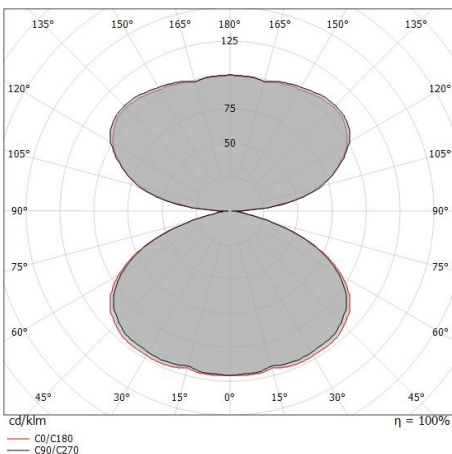
L80 B20 C0 80000h

UGR

UGR axial	11.6
UGR transversal	11.7
X=4H Y=8H	S=0.25H
Reflection factor	70/50/20

OPTICAL

C0/C180 optics	138°
Light distribution simmetry	Symmetrical



Distance [m]	Cone diameter [m]	Illuminance [lx]
0.5	2.61 2.63	E(0°) 1576 E(C90) 36 E(C0) 36
1.0	5.21 5.27	E(0°) 394 E(C90) 9 E(C0) 9
1.5	7.82 7.90	E(0°) 175 E(C90) 4 E(C0) 4
2.0	10.42 10.53	E(0°) 98 E(C90) 2 E(C0) 2
2.5	13.03 13.16	E(0°) 63 E(C90) 1 E(C0) 1
3.0	15.63 15.80	E(0°) 44 E(C90) 1 E(C0) 1

— C0/C180 (Half-peak divergence: 138.4°)
— C90/C270 (Half-peak divergence: 138.0°)



Dimmer
Bluetooth, 220-240V

Code
KIT0079