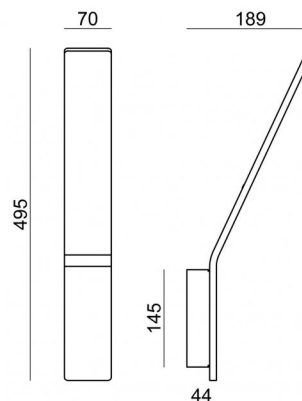
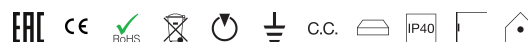


# Lama\_W



Wall Lights | 220-240 V  
72 topLED 18 W DC - 21 W AC | CRI 90  
7137



Technical data	
Construction year	2018
Type	Surface
Installation position	Wall lights
Installation environment	Indoor
Light Source	LED
Circuit structure	topLED
Optics	Diffused
Light emission direction	upward
Nominal power	18 W DC
Total Power	21 W
Source lumens	2047 lm
Voltage	220 - 240 V AC
Frequency	50 - 60 Hz
CCT / Tone	3000 K
Colour rendering index	90 Ra
C.C. / C.V.	AC
Safety class	1
IP	IP40
Glow wire test	850°
Direct mounting on normally flammable surfaces	Yes
CE	Yes
Driver included	Driver
Dimmable article	No
Directional	No
Tilting	No
Walk-over	No
Drive-over	No
Cable included	No
Resin potting	No
Type of light emission	Single emission
Net weight	1.275 Kg
Electrostatic discharge protection	No
Surge protection	No

Finishing casing	
Material	Aluminium
Colour	Black
Processing	Coating
Finishing diffuser	
Material	PC
Colour	opaline



Wall Lights | 220-240 V | 72 topLED 18 W DC - 21 W AC | CRI 90 | Base 7137

Single emission wall lights for indoor application. The warm white LED light source with a diffused light distribution is composed of 72 topLED LEDs with CCT of 3000 K and a CRI 90; the source luminous flux is 2047 lm, with a 113.7 lm/W nominal luminous efficacy.

The device body is made of aluminium and features a black finish, processed by means of coating; the diffuser is made of PC. The ingress protection degree is IP40; the total weight is of 1.275 kg.

The total absorbed power is 21 W.

The device features protection class I and can be wall lights-mounted.

Compliant with the EN 60598-1 standard and its specific provisions.

### Energy efficiency class

This product contains 2 light sources of energy efficiency class F.

### Illuminotechnical Features

Light Output Ratio (LOR)	67 %
Source lumens	2047 lm
Delivered lumens	1383 lm
Consumption	21 W
Luminaire efficacy	65 lm/W
Colour temperature	3000 K
Standard Deviation of Colour Matching	3 Step MacAdam
Colour rendering index	90 Ra
Junction temperature (lighting fixture)	80
Standard Operating Ambient Temperature	25°C

### LED Life / Failure Ratio

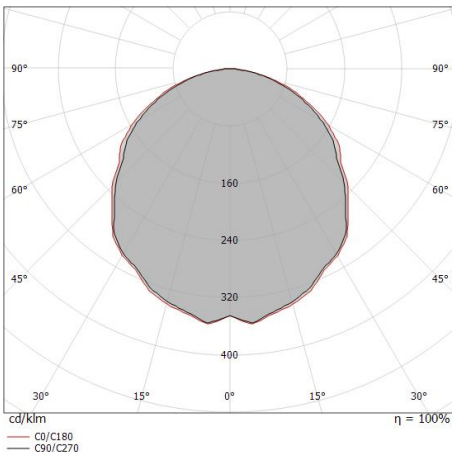
L80 B20 C0 80000h

### UGR

UGR axial	20.7
UGR transversal	24.2
X=4H   Y=8H	S=0.25H
Reflection factor	70/50/20

### OPTICAL

C0/C180 optics	109°
Light distribution simmetry	Symmetrical



Distance [m]	Cone diameter [m]	Illuminance [lx]	E(0°)	E(C90)	E(C0)
0.5	1.39 1.49	1909	54.3°	196	171
1.0	2.78 2.99	477	54.3°	49	43
1.5	4.17 4.48	212	54.3°	22	19
2.0	5.57 5.98	119	54.3°	12	11
2.5	6.96 7.47	76	54.3°	8	7
3.0	8.35 8.96	53	54.3°	5	5

Distance [m]      Cone diameter [m]      Illuminance [lx]

— C0/C180 (Half-peak divergence: 112.4°)  
— C90/C270 (Half-peak divergence: 108.6°)