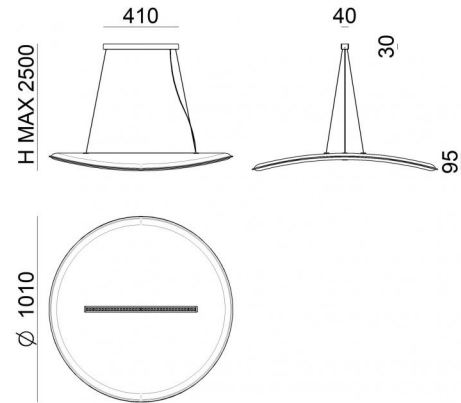




Pendant Luminaires | 220-240 V
60 + 36 topLED 18 W DC - 21 W AC | CRI 90
8906



Technical data	
Construction year	2019
Type	Surface
Installation position	Ceiling
Installation environment	Indoor
Light Source	LED
Total Power	21 W
Source lumens	1993 lm
Rated efficiency	240 - Array AC
Frequency	60 - 50 Hz
CCT / Tone	3000 K
Colour rendering index	90 Ra
C.C. / C.V.	AC
Safety class	1
IP	IP20
Glow wire test	650°
Direct mounting on normally flammable surfaces	Yes
CE	Yes
Driver included	Driver
Dimmable article	DALI
Directional	No
Tilting	Yes
total angle (horizontal plane)	70 °
Walk-over	No
Drive-over	No
Cable included	Yes
Cable length	2.5 m
Resin potting	No
Type of light emission	Double emission
Net weight	4,005 Kg
Electrostatic discharge protection	No
Surge protection	No
Optics technology	Dark light

Finishing casing

Material	Pet
Colour	White-Orange

Finishing diffuser

Material	PC - Aluminium
Colour	opaline
Processing	Coating

Finishing mounting frame

Material	metal
Colour	5G 9005 Black
Processing	Coating

Cables Pendant Luminaires

Max cable length	2500 mm
------------------	---------



Pendant Luminaires | 220-240 V | 60 + 36 topLED 18 W DC - 21 W AC | CRI 90 | Base 8906

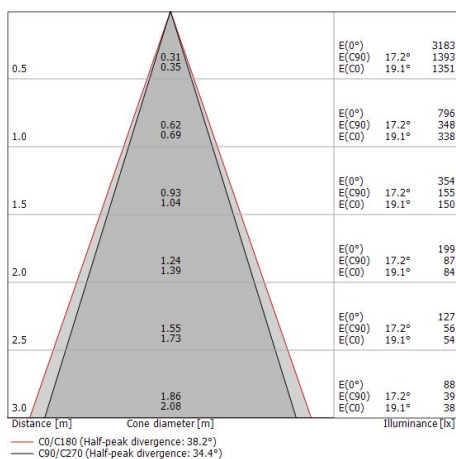
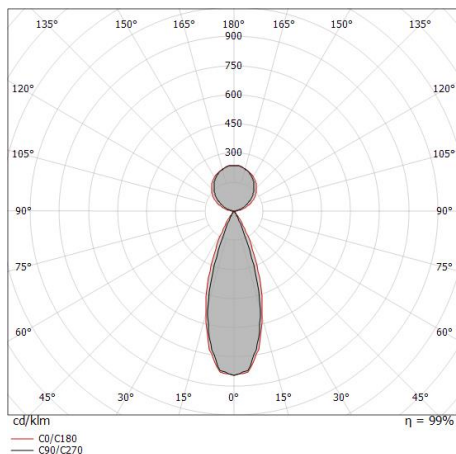
Double emission pendant luminaires for indoor application. The warm white LED light source with a flood light distribution is composed of 36 topped LEDs with CCT of 3000 K and a CRI 90; the source luminous flux is 693 lm, with a 115.5 lm/W nominal luminous efficacy. The warm white LED light source with a general lighting light distribution is composed of 60 topped LEDs with CCT of 3000 K and a CRI 90; the source luminous flux is 1300 lm, with a 108.3 lm/W nominal luminous efficacy.

The device body is made of pet and features a white-orange finish; the diffuser is made of PC; the diffuser is made of aluminium with a coating treatment; the mounting frame is made of metal, with a 5g 9005 black finish, processed by means of coating. The ingress protection degree is IP20; the total weight is of 4,005 kg.

The total absorbed power is 21 W. The power supply cable is included and features a 2.5 m length.

The device features protection class I and can be ceiling-mounted.

Compliant with the EN 60598-1 standard and its specific provisions.



Energy efficiency class

Illuminotechnical Features

Light Output Ratio (LOR)	47 %
Source lumens	1993 lm
Delivered lumens	942 lm
Consumption	21 W
Luminaire efficacy	44 lm/W
Colour temperature	3000 K
Standard Deviation of Colour Matching	3 Step MacAdam
Colour rendering index	90 Ra
Junction temperature (lighting fixture)	80

Standard Operating Ambient Temperature	25°C
--	------

LED Life / Failure Ratio


L70 B20 C0 72500h (at Tj 115 Ta 25)

UGR

UGR axial	-3.5
UGR transversal	3.3
X=4H Y=8H	S=0.25H
Reflection factor	70/50/20

OPTICAL

Light distribution simmetry	Symmetrical 2 assis
C0/C180 optics	38°
C90/C270 optics	34°



Dimmer
Bluetooth, 220-240V

Code
KIT0079