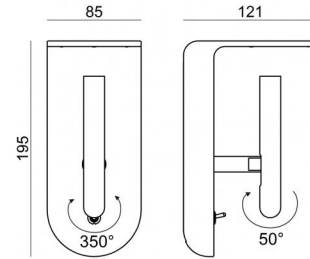


2Nights_W2



Wall Lights | 220-240 V | 1 topLED 4 W DC - 4 W AC
CRI 90
7943



Technical data	
Designer	Davide Oppizzi
Construction year	2016
Type	Surface
Installation position	Wall lights
Installation environment	Indoor
Light Source	LED
Circuit structure	topLED
Optics	Wide Flood
Light emission direction	upward
Nominal power	4 W DC
Total Power	4 W
Source lumens	363 lm
Voltage	220 - 240 V AC
Frequency	50 - 60 Hz
CCT / Tone	3000 K
Colour rendering index	90 Ra
C.C. / C.V.	AC
Safety class	1
IP	IP20
Optical compartment IP	IP40
Glow wire test	850°
Direct mounting on normally flammable surfaces	Yes
CE	Yes
Driver included	Driver
Dimmable article	No
Directional	Swivelling
total angle (vertical plane)	0 °
total angle (horizontal plane)	350 °
Tilting	Yes
total angle (horizontal plane)	0 °
total angle (vertical plane)	50 °
Walk-over	No
Drive-over	No
Cable included	No
Resin potting	No
Type of light emission	Single emission
Net weight	0.872 Kg
Electrostatic discharge protection	No
Surge protection	No

Finishing casing

Material	Aluminium
Colour	Rose Gold
Processing	Electroplating

Finishing diffuser

Material	PC
Colour	amber

Finishing mounting frame

Material	Aluminium
Colour	White
Processing	Coating



Wall Lights | 220-240 V | 1 topLED 4 W DC - 4 W AC | CRI 90 | Base 7943

Single emission wall lights for indoor application. The warm white LED light source with a wide flood light distribution is composed of 1 topLED LEDs with CCT of 3000 K and a CRI 90; the source luminous flux is 363 lm, with a 90.8 lm/W nominal luminous efficacy.

The device body is made of aluminium and features a rose gold finish, processed by means of electroplating; the diffuser is made of PC; the mounting frame is made of aluminium, with a white finish, processed by means of coating. The ingress protection degree is IP20; the total weight is of 0.872 kg.

The total absorbed power is 4 W.

The device features protection class I and can be wall lights-mounted.

Compliant with the EN 60598-1 standard and its specific provisions.

Energy efficiency class

This product contains a light source of energy efficiency class G.

Illuminotechnical Features

Light Output Ratio (LOR)	43 %
Source lumens	363 lm
Delivered lumens	157 lm
Consumption	4 W
Luminaire efficacy	39 lm/W
Colour temperature	3000 K
Standard Deviation of Colour Matching	3 Step MacAdam
Colour rendering index	90 Ra
Junction temperature (lighting fixture)	80
Standard Operating Ambient Temperature	25°C

LED Life / Failure Ratio

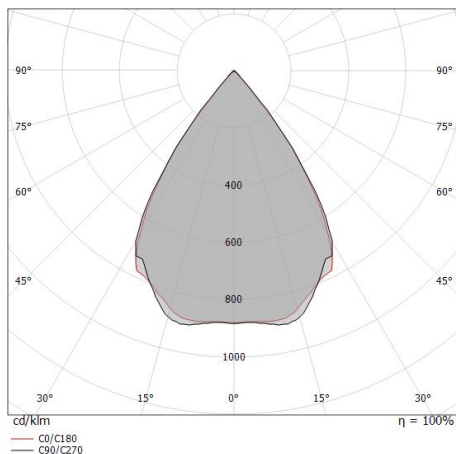
L70 B20 C0 72500h

UGR

UGR axial	27.5
UGR transversal	27.5
X=4H Y=8H	S=0.25H
Reflection factor	70/50/20

OPTICAL

C0/C180 optics	69°
Light distribution symmetry	Symmetrical



Distance [m]	Cone diameter [m]	Illuminance [lx]
0.5	0.70 0.69	E(0°) 551 E(C90) 157 E(C0) 155
1.0	1.40 1.38	E(0°) 138 E(C90) 39 E(C0) 39
1.5	2.09 2.08	E(0°) 61 E(C90) 17 E(C0) 17
2.0	2.79 2.77	E(0°) 34 E(C90) 10 E(C0) 10
2.5	3.49 3.46	E(0°) 22 E(C90) 6 E(C0) 6
3.0	4.19 4.15	E(0°) 15 E(C90) 4 E(C0) 4

Distance [m] Cone diameter [m] Illuminance [lx]

— C0/C180 (Half-peak divergence: 69.4°)
— C90/C270 (Half-peak divergence: 69.8°)



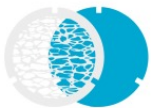
Diffuser

Code
KIT0035



Diffuser
Material:PC, colour:transparent.

Finish
Transp. **Code**
KIT0055



Diffuser
Material:PC, colour:transparent.

Finish
Transp. **Code**
KIT0057